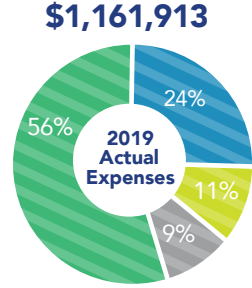
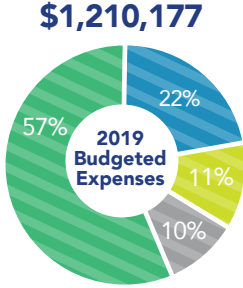


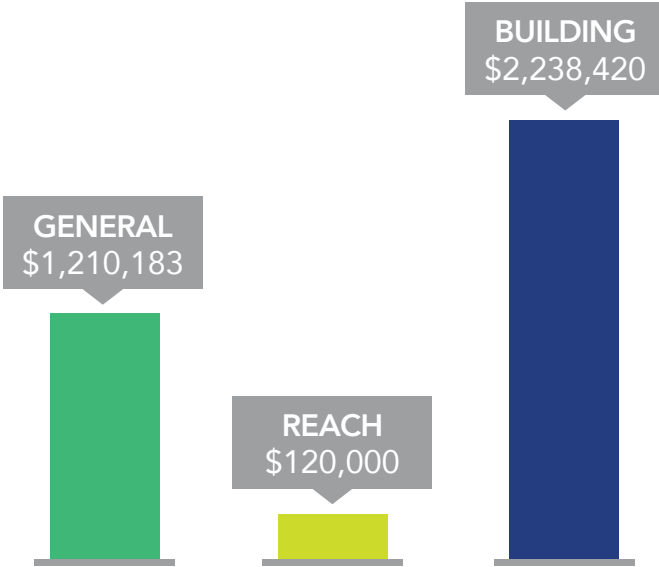
2019 YEAR IN REVIEW

GENERAL EXPENSES

- Staff
- Finance/Mortgage
- Building & Grounds
- Other Ministries



2019 FUNDS COLLECTED



BALANCE SHEET SNAPSHOT



As of 12.31.19. Note, each year the church performs an internal financial audit.

BOLD GIVING ALLOCATION PLAN

Purpose/Priority	2018 Actual (Dec)	2019 Actual	2020 Proposed	Total
General	\$111,000	\$1,210,000	\$1,269,000	\$2,590,000
Missions	\$8,000	\$120,000	\$130,000	\$258,000
Building	\$923,000	\$2,238,000	\$491,000	\$3,652,000
Total Revenues	\$1,042,000	\$3,568,000	\$1,890,000	\$6,500,000

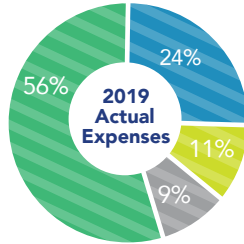
- Total of \$6.5M over 25 months
- Funding General and Missions to meet needs/plans as first priorities
- General and Missions for 2019 and 2020 match amounts presented during BOLD initiative - \$2.5M and \$250K

GENERAL EXPENSES - BOLD FOR OUR CHURCH FAMILY

- Staff
- Finance/Mortgage
- Building & Grounds
- Other Ministries

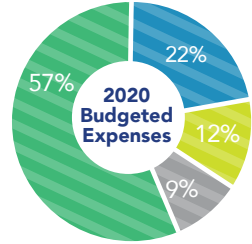
Staff expenses increase primarily due to increased staff and 8% increase in health care costs

\$1,161,913
2019 Actual General Fund Expenses



\$1,269,315
2020 Proposed Budget

+9% compared to 2019 Actual Expenses



REACH MISSIONS EXPENSES - BOLD FOR OUR WORLD



REACH Partners



REACH Projects



REACH Prepare

2019 Actual Funds Collected



2020 Budget



BUILDING EXPENSES - BOLD FOR OUR COMMUNITY

- Building costs through 12.31.19 are \$1.1M
- Total estimated building costs currently about \$5.2M
- Projecting to have about \$3.5M in debt once construction project is complete, debt service covered by Operating Budget
- \$20,000 is being budgeted in 2020 for BOLD Initiative expenses