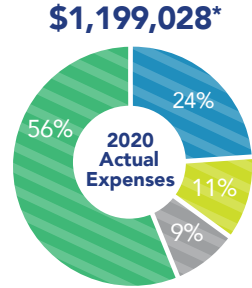
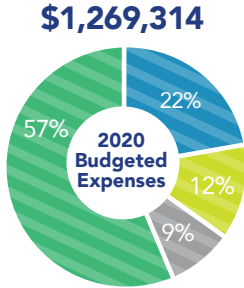


2020 YEAR IN REVIEW

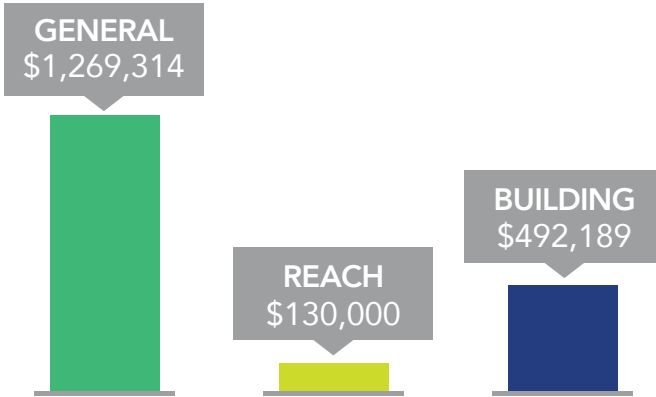
GENERAL EXPENSES

- Staff
- Finance/Mortgage
- Building & Grounds
- Other Ministries



**In addition to the \$1,199,028, a special transfer of \$146,238 of excess cash was made from the general fund to the building fund to reduce the amount required borrowing.*

2020 FUNDS COLLECTED



BALANCE SHEET SNAPSHOT



As of 12.31.20. Note, each year the church performs an internal financial audit.

BOLD GIVING GOAL OF \$6.5 MILLION ACHIEVED!

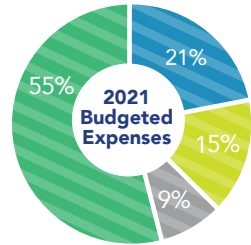
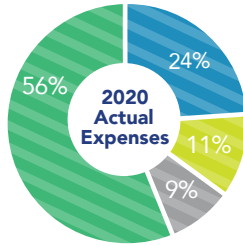
Purpose/Priority	2018 Actual (Dec)	2019 Actual	2020 Actual	Total
General	\$111,000	\$1,210,000	\$1,270,000	\$2,591,000
Missions	\$8,000	\$120,000	\$130,000	\$258,000
Building	\$923,000	\$2,238,000	\$492,000	\$3,653,000
Total Revenues	\$1,042,000	\$3,568,000	\$1,892,000	\$6,502,000

GENERAL EXPENSES - BOLD FOR OUR CHURCH FAMILY

\$1,199,028*
2020 Actual General Fund Expenses

\$1,356,420
2021 Proposed Budget
+13% compared to 2020 Actual Expenses
+7% compared to 2020 Budgeted Expenses

- Staff
- Finance/Mortgage
- Building & Grounds
- Other Ministries



*In addition to the \$1,199,028 a special transfer of excess cash was made out of the general fund into the building fund. This was done to reduce the amount required borrowing.

REACH MISSIONS EXPENSES - BOLD FOR OUR WORLD



REACH Partners



REACH Projects



REACH Prepare

2020 Actual Funds Collected



2021 Budget

